

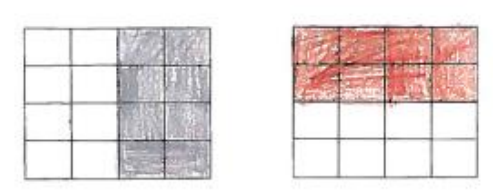



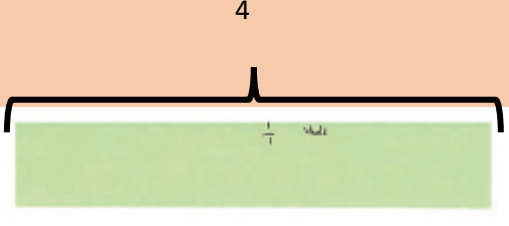
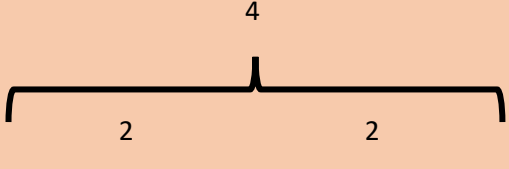
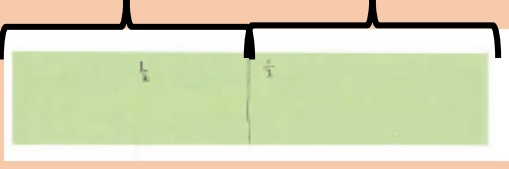




Fractions	Halving	Finding half of a shape	Finding a quarter of a shape	Finding half/quarter of a quantity	Understanding equivalence
<p>Skill – Practical/Fluency</p>	<p>e.g. A lady bird has 6 spots on its back. Share them equally between both sides.</p> <p>e.g. half of 6</p>  <p>This can also be represented using numicon.</p> 	<p>Finding a half of a shape by splitting into two equal sections e.g. down the middle</p>  <p>This can then be developed further to represent a half in a different way e.g.</p> 	<p>Finding a quarter of a shape by splitting into four equal sections e.g. into 2 and into 2 again</p>  <p>This can then be developed further to represent a quarter in a different way e.g.</p> 	<p>e.g.</p>    <p>e.g a half of 4 is 2 Children to understand that fractions are a written representation of division and that halving is equivalent to dividing by 2.</p> <p>The same for dividing into quarters as this is equivalent to dividing by 4 e.g. halving and halving again.</p>	<p>e.g. understanding 1/2 is the same as 2/4 3/4 is the same as 3 lots of 1/4</p>  

Girnhill Infant School
 'Where everyone is valued and futures matter'



	Halving	Finding half of a shape	Finding a quarter of a shape	Finding half/quarter of a quantity	Understanding equivalence
Vocabulary	Half Equal Same Split	Half Equal Same Split Equal parts Fraction	Quarter Half Equal Same Split Equal parts Fraction	Quarter Half Equal Same Split Equal parts Fraction	Quarter Half Equal Same Split Equal parts Fraction Equal to Equivalent
Skill – Knowledge (Address this knowledge through taught input and diagnostic questioning)	<ul style="list-style-type: none"> Understanding that halving is sharing into 2 groups equally Understanding of equivalence Understanding that halving is splitting down the middle into 2 	<ul style="list-style-type: none"> Understanding that halving is sharing into 2 groups equally 	<ul style="list-style-type: none"> A quarter is a whole that has been halved and halved again Understanding that a quarter is sharing into 4 equal groups 	<ul style="list-style-type: none"> Applying learning to shapes to quantities 	<ul style="list-style-type: none"> Understanding language of equal to Identifying equal groups
Skill - Evaluation	Evaluate learning through REACH questioning and evidence of mathematical vocabulary in pupil voice and responses				