




Mathematics at Girnhill Infant School

Guide for Parents
Early Years Foundation Stage
Nursery & Reception

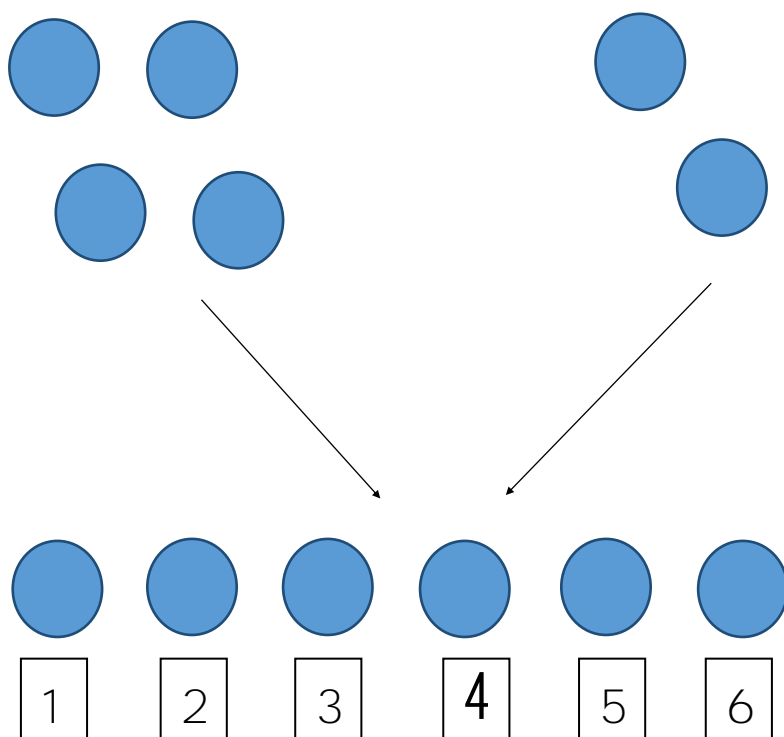


Addition



Stage 1 – Counting altogether - EYFS

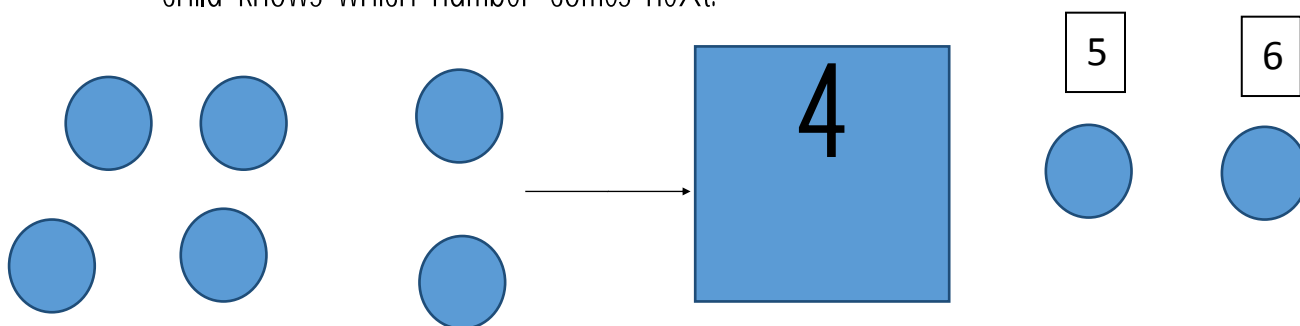
Children should count two sets of items and find how many altogether.



This can be done using counters, coins or any objects you have around the home.

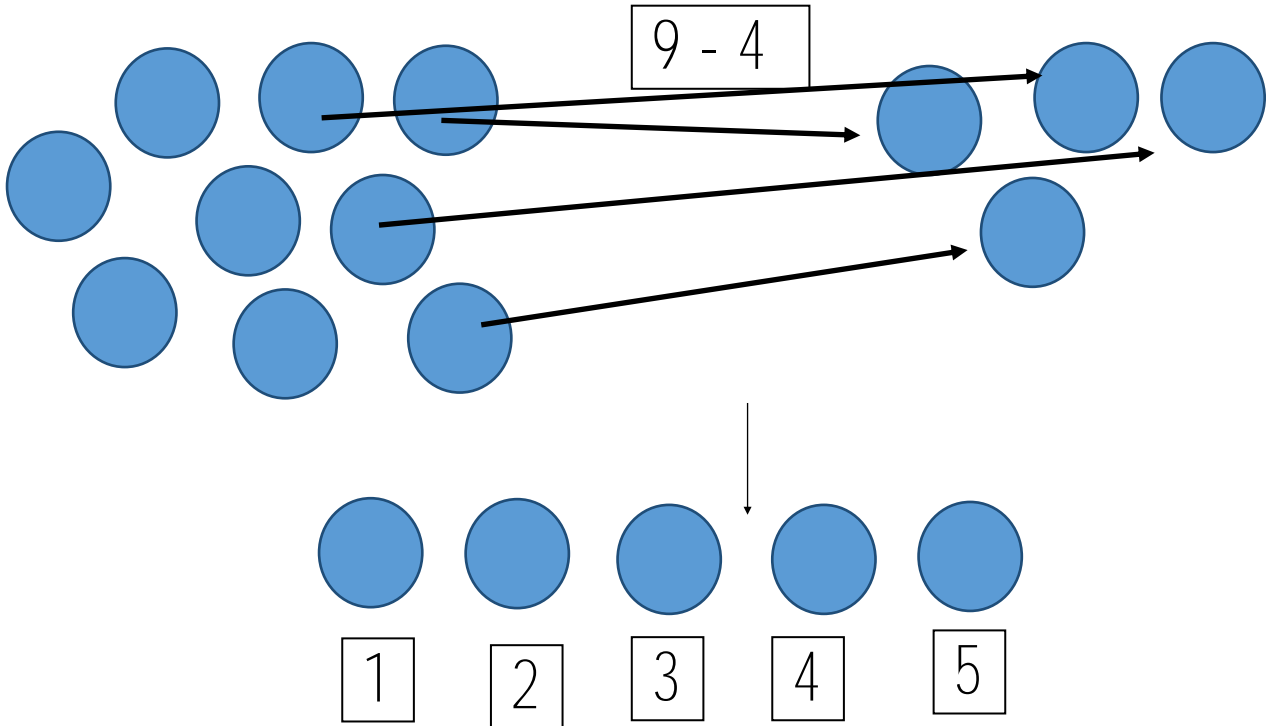
Stage 2 – Counting On

You can help your child by having a number line so your child knows which number comes next.



Subtraction

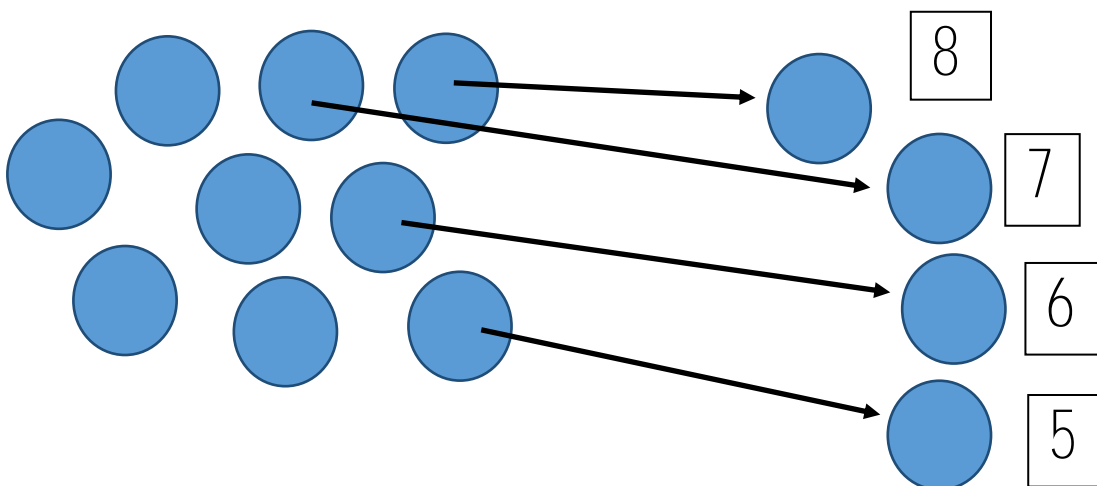
Stage 1 – Taking Away (EYFS)



This can be done using counters, coins or any objects you have around the home.

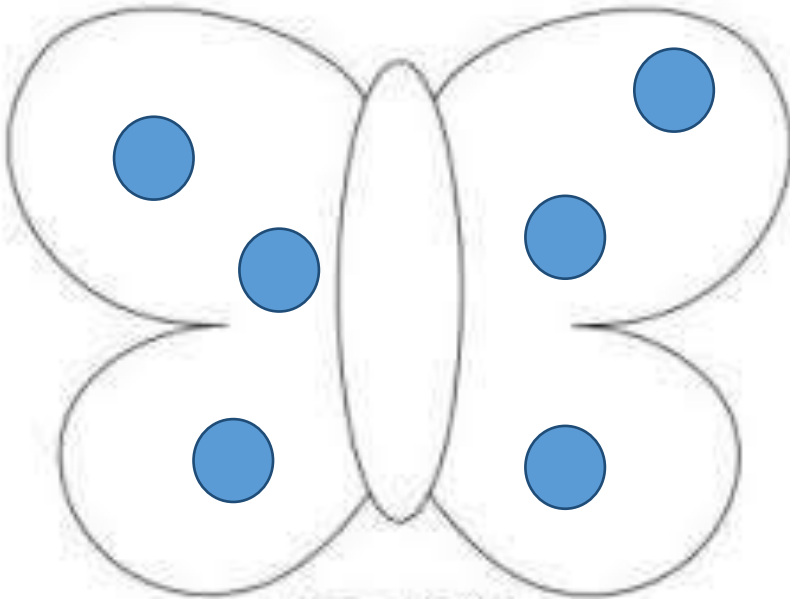
Stage 2 – Counting Back

You can help your child by having a number line so your child knows which number comes before. $9 - 4 = 5$



Doubling and Halving


e.g. The butterfly has the same number of spots on both sides of the





Numicon can be used on the wings to show doubles.

$$3 + 3 = 6 \text{ or double } 3 \text{ is } 6$$

E.g. A lady bird has 6 spots on its back. Can you share them equally between both sides?



Numicon can be used like this to show halves.



End of EYFS Expectations

- Count reliably with numbers from one to 20,
- Order numbers to 20.
- Say 1 more or 1 less than a number.
- Count on to add two single digit numbers
- Count back to subtract a single digit number from a single digit number.
- Double and halve numbers to 20.
- Use everyday language to talk about size, weight, capacity, position, distance, time and money .
- Compare quantities of objects
- Recognise, create and describe patterns.
- Explore shapes in everyday life and name and describe them.

Created by Girnhill Infant School